

BUS & SAFETY PATROLS

Many elementary school buses are monitored by fully trained safety patrollers. These students assist younger students when entering/exiting the bus & they provide support to the bus driver in the event of an emergency situation.

WALK OR BIKE TO YOUR BUS STOP OR SCHOOL



There are many reasons to use active travel daily with your student:

- Increased classroom focus up to 4 hours
- Opportunity to practice traffic safety
- More fun together than being in a car
- Reduced traffic near schools & bus stops



BUS DELAYS & CANCELLATION NOTIFICATIONS






To receive text & email notifications regarding your student's transportation, please create an account through the Parent Portal at www.stswr.ca.

FIRST RIDER PROGRAM

This program held in June of each year helps JK/SK students prepare for riding the bus in September. It includes safety information & a ride on a real school bus to make them comfortable.

Registration details will be sent out in April for families living in the bus zone.

CONTACT US

-  www.stswr.ca
-  www.stswr.ca/contacts/feedback
-  519-744-7575



KINDERGARTEN SCHOOL BUS INFORMATION

FOLLOW US!

-  [FACEBOOK.COM/STSWR](https://www.facebook.com/STSWR)
-  [TWITTER.COM/STSWR](https://twitter.com/STSWR)
-  [INSTAGRAM.COM/STUDENT.TRANSPORTATION.STSWR](https://www.instagram.com/student.transportation.stswr)

[WWW.STSWR.CA](http://www.stswr.ca)

KINDIE BUS TAGS

JK/SK students who ride the school bus home will be provided a "Kindie Tag" by their teachers who will attach them to their backpacks. These tags contain important information for the bus driver to ensure each student gets off at the right stop.

If a Kindie Tag is lost or needs updating, please contact the school immediately to obtain a replacement or make necessary changes.

RULES ON THE BUS

Kindergarten student's must:

- ✔ Sit in the front rows of the bus & face the front
- ✔ Keep hands, feet, arms & head inside the school bus at all times
- ✔ Follow driver's & patrollers instructions
- ✔ Use emergency exits only when necessary



BUS TIPS FOR FAMILIES



- Arrive at your bus stop 5 minutes early to avoid missing the bus
- Remove long drawstrings from outer clothing to prevent accidents
- Support the enforcement of school bus safety rules
- An adult or older student must meet the JK/SK student by name at the bus door for safe dismissal

DO NOT RIDE/RETURN TO BUSING

If you live in a bus zone but don't need transportation for your student, you can opt out by completing the "Do Not Ride Form" available on www.stswr.ca.

**Do Not
Ride/Return to
Busing Form**

This informs the school & bus driver of any changes to the student's transportation arrangements. You can change your decision at any time during the school year by filling out the same form.

SAFETY AT THE BUS STOP

- Stand in line in the '**SAFE ZONE**' (10 big steps away from the road)
- Respect your neighbours property while you wait
- Stay clear of the '**DANGER ZONES**'
- If you need to cross the road to get on the bus; wait until it stops, the lights flash, & the driver says it's okay to cross. Check both ways then walk across safely



GETTING ON & OFF THE BUS

- Prepare your belongings before getting on the bus & always keep them packed away
- Wait until the bus stops before approaching
- Enter & exit one-by-one, no pushing or shoving!
- Look at the driver, wait for a signal, check both ways, then walk across in front of the bus
- Never stop in the '**DANGER ZONES**'. Ask an adult or the bus driver for help